

# LANDMARK<sup>®</sup> SERIES

Designer  
Roofing Shingles



*Landmark, shown in Weathered Wood*

**CertainTeed**  
SAINT-GOBAIN









# Trust Your Home to Landmark®

Our Landmark Series starts with trust at the foundation. We engineer each shingle to make it the heaviest in its class, back it with our 100+ year legacy of proven performance, and deliver it with the industry's best lifetime limited warranty.

## EXCEPTIONAL QUALITY

In addition to offering a flexible range of architectural design options, Landmark Series shingles are certified as meeting the highest quality standards for roofing to provide your home with exceptional performance and protection.

## LASTING BEAUTY

Within the Landmark Series, you get the authentic appeal of wood shake roofing combined with the flexibility of the industry's largest collection of colors. And they come with our exclusive StreakFighter® warranty, protecting your roof from streaking caused by airborne algae.

## PEACE OF MIND

CertainTeed's asphalt shingle warranty is an industry-best. Our enhanced lifetime limited warranty protects against ANY manufacturing defect, including aesthetic defects.



## LANDMARK PREMIUM COLOR PALETTE



Max Def Burnt Sienna



Max Def Driftwood



Max Def Heather Blend






*Landmark Premium, shown in  
Max Def Weathered Wood*

# Top Shelf


## LANDMARK<sup>®</sup> PREMIUM

A sophisticated look, brilliantly executed. Our Premium line is engineered to protect, enhance and endure.

- Outclasses ordinary roofing in both appearance and performance
- Tough two-piece laminated fiberglass-based construction
- Features Max Def colors for a deeper, richer mixture of surface granules



Max Def Moire Black




Max Def Shenandoah




Max Def Weathered Wood



## LANDMARK PRO COLOR PALETTE




Max Def Burnt Sienna



Max Def Cobblestone Gray




Max Def Colonial Slate




Max Def Driftwood




Max Def Mission Brown



Max Def Moire Black



Max Def Pewter



Max Def Prairie Wood




# The Expert's Choice

## LANDMARK® PRO


A refined union of vision and value, our PRO line leads its class in optimal performance and color.

- Engineered to meet professional contractors' exacting specifications
- Available in a wide selection of eye-catching Max Def colors
- Outweighs standard laminates to provide greater protection from the elements

*Landmark Pro, shown in  
Max Def Weathered Wood*




Max Def Georgetown Gray



Max Def Heather Blend




Max Def Hunter Green



Max Def Resawn Shake



Max Def Shenandoah




Max Def Weathered Wood

*See page 11 for specifications  
and warranty details.*




## LANDMARK COLOR PALETTE



Atlantic Blue




Birchwood



Burnt Sienna




Cobblestone Gray




Heather Blend



Hunter Green



Mission Brown



Moire Black





Landmark, shown in Georgetown Gray

# The Trusted Classic

LANDMARK®


Owning a Landmark roof brings peace of mind. Landmark's heavy weight and exceptional reliability make it a 'Best Buy' by a leading Consumer Magazine.




- Dual-layered for extra dimensionality and protection from the elements
- Offers the widest array of colors in the industry
- Independently certified as meeting the highest quality standards for roofing




Colonial Slate




Cottage Red




Driftwood



Georgetown Gray




Pewter



Resawn Shake



Silver Birch



Weathered Wood

See page 11 for specifications and warranty details.

# Strength with Style

## LANDMARK® PREMIUM

- Dual-layer, high performance
- 300 lbs. per square
- Max Def color palette
- Industry-best lifetime limited warranty

## LANDMARK® PRO

- Dual-layer, high performance
- 250 lbs. per square
- Max Def color palette
- Industry-best lifetime limited warranty

## LANDMARK®

- Dual-layer durability
- 235 lbs. per square
- Industry-best lifetime limited warranty



## LANDMARK PREMIUM

### SPECIFICATIONS

- Two-piece laminated fiberglass-based construction
- Classic shades and dimensional appearance of natural wood or slate
- 300 lbs. per square

*For U.S. building code compliance, see product specification sheets.*

CertainTeed products are tested to ensure the highest quality and comply with the following industry standards:

#### Fire Resistance:

- UL Class A
- UL certified to meet ASTM D3018 Type 1

#### Wind Resistance:

- UL certified to meet ASTM D3018 Type 1
- ASTM D3161 Class F

#### Tear Resistance:

- UL certified to meet ASTM D3462
- CSA standard A123.5

#### Wind Driven Rain Resistance:

- Miami-Dade Product Control Acceptance:  
Please reference [www.certainteed.com](http://www.certainteed.com) to determine approved products by manufacturing location.

#### Quality Standards:

- ICC-ES-ESR-1389 & ESR-3537

### WARRANTY

- Lifetime limited transferable warranty against manufacturing defects on residential applications
- 50-year limited transferable warranty against manufacturing defects on group-owned or commercial applications
- 15-year StreakFighter® algae-resistance warranty **STREAKFighter®**
- 10-year SureStart™ protection
- 15-year 110 mph wind-resistance warranty
- Wind warranty upgrade to 130 mph available. CertainTeed starter and CertainTeed hip and ridge required

*See actual warranty for specific details and limitations.*





# LANDMARK PRO

## SPECIFICATIONS

- Two-piece laminated fiberglass-based construction
- Classic shades and dimensional appearance of natural wood or slate
- 250 lbs. per square

*For U.S. building code compliance, see product specification sheets.*

CertainTeed products are tested to ensure the highest quality and comply with the following industry standards:

### Fire Resistance:

- UL Class A
- UL certified to meet ASTM D3018 Type 1

### Wind Resistance:

- UL certified to meet ASTM D3018 Type 1
- ASTM D3161 Class F

### Tear Resistance:

- UL certified to meet ASTM D3462
- CSA standard A123.5


### Wind Driven Rain Resistance:

- Miami-Dade Product Control Acceptance: Please reference [www.certainteed.com](http://www.certainteed.com) to determine approved products by manufacturing location.

### Quality Standards:

- ICC-ES-ESR-1389 & ESR-3537

## WARRANTY

- Lifetime limited transferable warranty against manufacturing defects on residential applications
- 50-year limited transferable warranty against manufacturing defects on group-owned or commercial applications
- 15-year StreakFighter® algae-resistance warranty 
- 10-year SureStart™ protection
- 15-year 110 mph wind-resistance warranty
- Wind warranty upgrade to 130 mph available. CertainTeed starter and CertainTeed hip and ridge required

*See actual warranty for specific details and limitations.*



# LANDMARK

## SPECIFICATIONS

- Two-piece laminated fiberglass-based construction
- Classic shades and dimensional appearance of natural wood or slate
- 235 lbs. per square

*For U.S. building code compliance, see product specification sheets.*

CertainTeed products are tested to ensure the highest quality and comply with the following industry standards:

### Fire Resistance:

- UL Class A
- UL certified to meet ASTM D3018 Type 1

### Wind Resistance:

- UL certified to meet ASTM D3018 Type 1
- ASTM D3161 Class F

### Tear Resistance:

- UL certified to meet ASTM D3462
- CSA standard A123.5

### Wind Driven Rain Resistance:


- Miami-Dade Product Control Acceptance: Please reference [www.certainteed.com](http://www.certainteed.com) to determine approved products by manufacturing location.

### Quality Standards:


- ICC-ES-ESR-1389 & ESR-3537

*Landmark Silver Birch is an ENERGY STAR rated product and may qualify for a federal tax credit.*

## WARRANTY

- Lifetime limited transferable warranty against manufacturing defects on residential applications
- 10-year StreakFighter® algae-resistance warranty 
- 10-year SureStart™ protection
- 15-year 110 mph wind-resistance warranty
- Wind warranty upgrade to 130 mph available. CertainTeed starter and CertainTeed hip and ridge required

*See actual warranty for specific details and limitations.*



# Integrity Roof System™

Integrity is built from the bottom up. Layer-on-layer, only CertainTeed provides the peace of mind that comes with the best components performing together for peak efficiency.



## 1. Waterproof Underlayment

Waterproofing shingle underlayment prevents leaks from wind-driven rain and ice dams

## 2. Water-Resistant Underlayment

High-performance underlayment provides a water-resistant layer over the roof deck and a secondary barrier against leaks

## 3. Starter Shingles

Perfect starts every time and designed to work in tandem with the roof shingles above

## 4. Roof Shingles

Choose the best, covered by the strongest warranty in the business

## 5. Hip & Ridge Caps

Perfect finish for hip and ridge lines, complementing all CertainTeed shingles

## 6. Roof Ventilation

Engineered for ideal roof ventilation especially when matched with CertainTeed Intake Vents





## Add a Little Accent to Your Roof

CertainTeed offers Mountain Ridge®, an accessory product used for capping hips and ridges. It is the perfect finishing touch for your roof, offering blended color and high-profile design. CertainTeed also offers Cedar Crest®, a medium-profile design and Shadow Ridge®, a low-profile design for capping hip and ridges.

## Color Companion Products™ for Flat Roof Areas

With CertainTeed Flintlastic® SA, you can coordinate flat roof areas like carports, canopies and porches with your main roof. Flintlastic SA is a self-adhering low slope roofing product available in eight colors that complement some of the most popular CertainTeed shingles.









# Trust Your Home to Landmark®

LANDMARK®



High-**Quality**,  
Reliable Choice



Industry-Best  
**Warranty**



Century of **Trusted**  
Performance



PEACE OF MIND



*Landmark, shown in Birchwood*

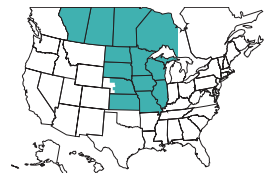
# RESIDENTIAL ROOFING

The best  
formula under  
one roof.

We start with the highest-quality raw materials and add state-of-the-art technology to monitor our manufacturing process and test our finished products. The result is superior performance from beginning to end.



Landmark® Series  
available in areas shown



*NOTE: Due to limitations of printing reproduction, CertainTeed can not guarantee the identical match of the actual product color to the graphic representations throughout this publication.*

learn more at: [certainteed.com/roofing](https://certainteed.com/roofing)



## CertainTeed Corporation

ROOFING • SIDING • TRIM • DECKING • RAILING • FENCE • GYPSUM • CEILINGS • INSULATION

20 Moores Road Malvern, PA 19355 Professional: 800-233-8990 Consumer: 800-782-8777 [certainteed.com](https://certainteed.com)